

On This Page:
custom recessed panels, finished in
gold leaf at the St. Regis Sheraton
Hotel, New York

Gypsum Plaster Panel Mouldings



Gypsum Plaster Panel Mouldings

2289



$2\frac{3}{4} \times \frac{3}{4} \times 74\frac{3}{4}$ "
70 × 19 × 1899 mm

1563



$2\frac{3}{4} \times 1 \times 72$ "
70 × 25 × 1829 mm

8001



$2\frac{3}{8} \times 1\frac{5}{8} \times 81\frac{3}{4}$ "
60 × 41 × 2076 mm

1560



$2\frac{3}{4} \times \frac{5}{8} \times 72\frac{1}{2}$ "
70 × 16 × 1842 mm

8002



$1\frac{3}{4} \times 1\frac{1}{8} \times 68\frac{1}{8}$ "
44 × 29 × 1730 mm

2094



$2 \times \frac{3}{4} \times 81$ "
51 × 18 × 2057 mm

8003



$2 \times 1\frac{3}{4} \times 52$ "
51 × 44 × 1321 mm

2785



$1\frac{7}{8} \times \frac{5}{8} \times 71$ "
48 × 16 × 1803 mm

2262



$1\frac{3}{8} \times \frac{5}{8} \times 67\frac{1}{2}$ "
35 × 16 × 1715 mm

3475



$1\frac{3}{8} \times \frac{1}{2}$ "
35 × 13 mm

1277



$1\frac{3}{4} \times \frac{5}{8} \times 71$ "
44 × 16 × 1803 mm

1499



$1\frac{1}{2} \times \frac{1}{2}$ "
38 × 13 mm

1150



$1\frac{5}{8} \times \frac{3}{4} \times 52$ "
41 × 19 × 1320 mm

660



$1 \times \frac{1}{2} \times 62$ "
25 × 13 × 1575 mm

2028



$2 \times \frac{1}{2} \times 66\frac{1}{2}$ "
51 × 13 × 1689 mm

3179



$1 \times \frac{1}{2}$ "
24 × 13 mm

3180



$1 \times \frac{1}{4} \times 72$ "
25 × 6 × 1829 mm

1516



$1\frac{1}{4} \times \frac{3}{4} \times 66$ "
32 × 19 × 1676 mm

2317



$\frac{7}{8} \times \frac{1}{4} \times 62\frac{1}{2}$ in
22 × 6 × 1588 mm

1296



$1\frac{1}{8} \times \frac{3}{8} \times 31$ "

29 × 10 × 762 mm

2770



$6\frac{1}{2} \times \frac{7}{8} \times 73\frac{1}{2}$ " 165 × 22 × 1867 mm

2093



$1\frac{1}{2} \times \frac{5}{8} \times 90$ "

38 × 16 × 2286 mm

2771



$5\frac{1}{16} \times \frac{7}{8} \times 64\frac{1}{4}$ " 145 × 22 × 1632 mm

2089



$1\frac{1}{2} \times \frac{5}{8} \times 91$ "

38 × 16 × 2311 mm

2776



$3\frac{1}{8} \times \frac{9}{16} \times 72\frac{1}{2}$ " 79 × 14 × 1842 mm

2092



$2 \times \frac{3}{4} \times 81$ "

51 × 19 × 2057 mm

3751



$3\frac{7}{16} \times \frac{9}{16} \times 84$ " 87 × 14 × 2134 mm

3196



$2 \times 1 \times 72\frac{3}{4}$ "



51 × 25 × 1848 mm

902



$4\frac{1}{4} \times 2\frac{1}{8} \times 67\frac{3}{4}$ " 108 × 54 × 1721 mm

Gypsum Plaster Panel Mouldings



*- Supplied on a solid background to prevent breakage.

Mouldings whose lengths are not shown are available in either 6 ft (1.83 m) or 7 ft 8 in (2.34 m) lengths. Please specify your requirement when ordering.


Gypsum Plaster Panel Moulding Corners

1759 1563 1765 1766 3192 1560 1499 3294 1763 1764 1767 1769 1768 1500 660 1760 1761 1757 2263 2262 548 1516 2263A 2262 1499 2159 1499A


Panel Moulding Corners							
Number	Width		Height		Projection		
	inch	mm	inch	mm	inch	mm	
548	8	203	10 1/2	767	3/4	19	
1499A	9	229	1 1/2	38	1/2	13	
1757	13	330	8	302	5/8	16	
1759*	15 1/2	394	15 1/2	394	1	25	
1760	6 3/4	171	6	152	1 1/8	29	
1761	7	178	7	178	1 3/8	35	
1763	8 1/2	216	6 1/2	165	5/8	16	
1764*	9 1/2	241	9 1/2	241	3/4	19	
1765	18	457	10 1/2	267	5/8	16	
1766	8	203	6	152	5/8	16	
1767	4 1/2	114	4 1/2	114	5/8	16	
1768	4 1/2	114	4 1/2	114	5/8	16	
1769	9 1/2	241	8 1/2	216	3/4	19	
2159	7	178	3	76	3/4	19	
2263*	8	203	8	203	3/4	19	
2263A*	8	203	8	203	3/4	19	
3192*	8 3/4	222	8 3/4	222	1	25	
3294	13 1/2	343	14 1/2	368	3/4	19	

*- Supplied on a solid background to prevent breakage.

Gypsum Plaster Central Features



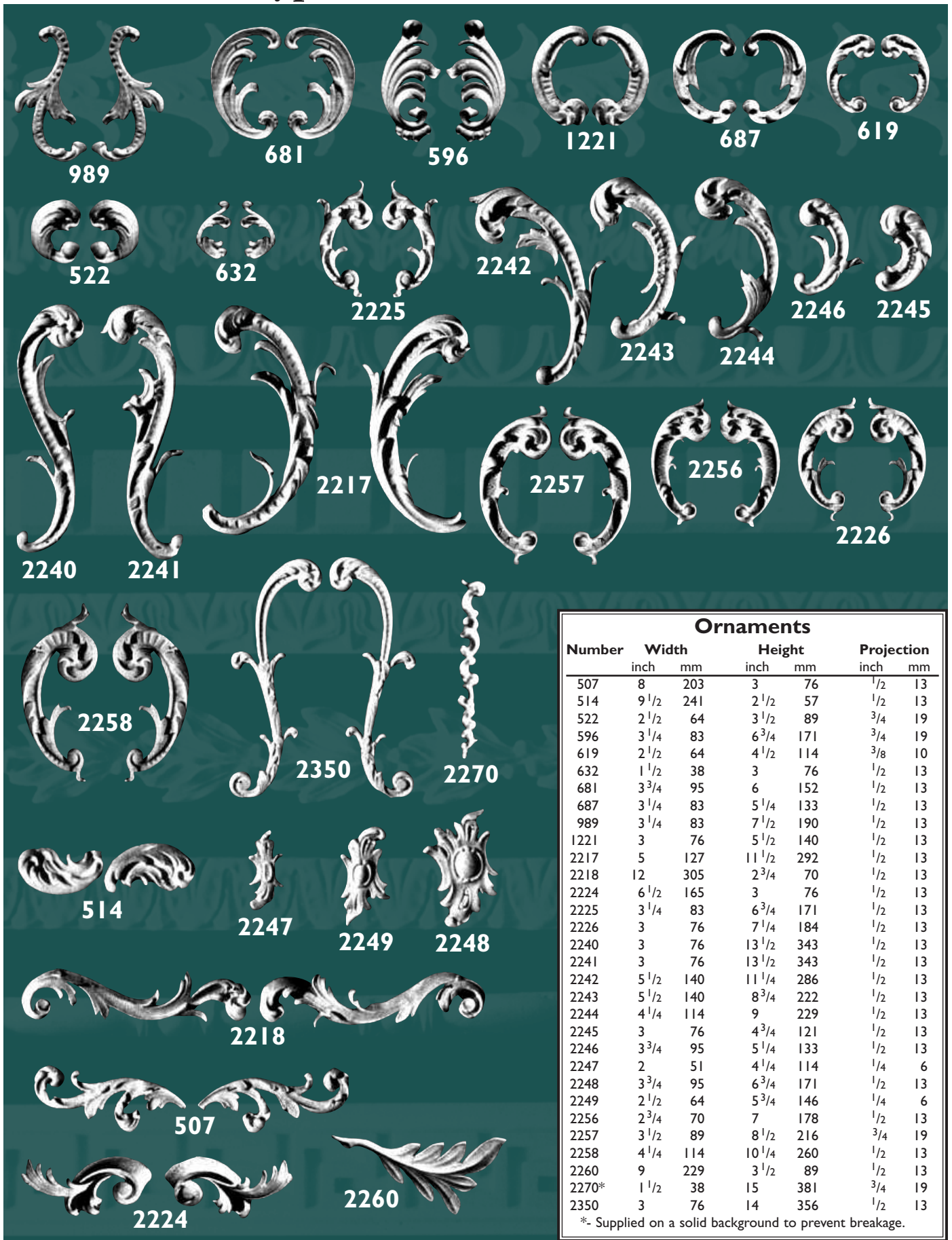
Gypsum Plaster Central Features



Number	Width		Height		Projection	
	inch	mm	inch	mm	inch	mm
	300	21	533	14 1/2	368	1
350	3	76	5 1/2	140	3/4	19
451*	34	864	12	305	3/4	19
455	13 1/2	343	19	483	3/4	19
481	2	51	2 1/2	64	1/4	6
549	8	203	8	203	1/2	13
555	9 1/2	241	4	102	1/2	13
582	7	178	6	152	3/4	19
591	6 1/2	165	6 1/2	165	1/2	13
593	14	356	5 1/2	140	1/2	13
655	8	203	3 1/2	89	1/2	13
663	7 1/2	191	7 1/2	191	3/4	19
673	4 1/2	114	6	152	3/4	19
692	5 1/2	140	7 1/2	191	1/2	13
699	15	381	9 1/2	241	3/4	19
700	20	508	10 1/2	267	1/2	13
988	31	787	10	254	3/4	19
999	8 1/2	216	4	102	1/4	6
1071	11 1/2	292	3 1/2	89	1/4	6
1401	7 1/2	191	17 1/4	438	1/2	13
1760	7	178	5	127	1	25
1769	7	178	9	229	1/2	13
1865	9	229	4 1/2	114	1/2	13
1866	3 1/4	83	4 1/4	108	1/2	13
2161	8	203	12	305	1/2	13
2172	8 1/2	216	11	279	1/2	13
2207	15	381	11	279	1 1/4	32
2219*	38	965	16	406	1	25
2221	8	203	12 1/2	318	1 1/4	32
2227	12	305	15	381	2	51
2235	4 1/2	114	2 1/2	64	1/2	13
2250*	11	279	9 1/2	241	1 1/4	32
2251	16	406	13 1/2	343	2	51
2265*	11	279	17 1/2	445	1/2	13
2277	14	356	5	127	3/4	19
2288	14	356	23 1/4	591	1 1/4	32
3065	5 1/2	140	4	102	3/4	19
3094	8 1/2	216	9 1/2	241	3/4	19
3095	8	203	6	152	3/4	19

*- Supplied on a solid background to prevent breakage.

Gypsum Plaster Ornaments



Number	Width		Height		Projection	
	inch	mm	inch	mm	inch	mm
507	8	203	3	76	1/2	13
514	9 1/2	241	2 1/2	57	1/2	13
522	2 1/2	64	3 1/2	89	3/4	19
596	3 1/4	83	6 3/4	171	3/4	19
619	2 1/2	64	4 1/2	114	3/8	10
632	1 1/2	38	3	76	1/2	13
681	3 3/4	95	6	152	1/2	13
687	3 1/4	83	5 1/4	133	1/2	13
989	3 1/4	83	7 1/2	190	1/2	13
1221	3	76	5 1/2	140	1/2	13
2217	5	127	11 1/2	292	1/2	13
2218	12	305	2 3/4	70	1/2	13
2224	6 1/2	165	3	76	1/2	13
2225	3 1/4	83	6 3/4	171	1/2	13
2226	3	76	7 1/4	184	1/2	13
2240	3	76	13 1/2	343	1/2	13
2241	3	76	13 1/2	343	1/2	13
2242	5 1/2	140	11 1/4	286	1/2	13
2243	5 1/2	140	8 3/4	222	1/2	13
2244	4 1/4	114	9	229	1/2	13
2245	3	76	4 3/4	121	1/2	13
2246	3 3/4	95	5 1/4	133	1/2	13
2247	2	51	4 1/4	114	1/4	6
2248	3 3/4	95	6 3/4	171	1/2	13
2249	2 1/2	64	5 3/4	146	1/4	6
2256	2 3/4	70	7	178	1/2	13
2257	3 1/2	89	8 1/2	216	3/4	19
2258	4 1/4	114	10 1/4	260	1/2	13
2260	9	229	3 1/2	89	1/2	13
2270*	1 1/2	38	15	381	3/4	19
2350	3	76	14	356	1/2	13

*- Supplied on a solid background to prevent breakage.